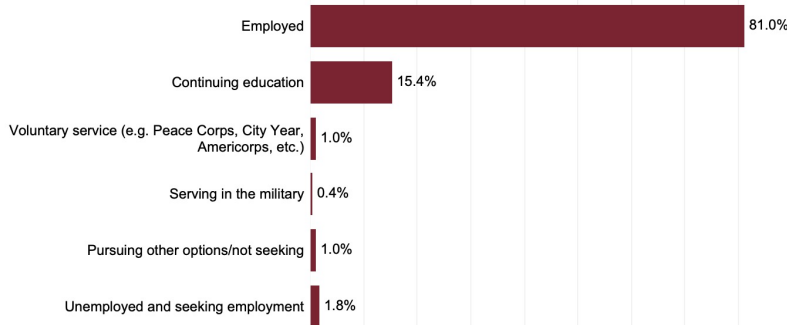


CLASS OF 2020 | NEXT DESTINATION

All MAJOR: All MINOR: All DEGREE LEVEL: All DEGREE:
 All ATHLETICS: All SPORT: All GENDER: All ETHNICITY:

CARTHAGE GRADUATES REPORTED A 98.2% POSITIVE OUTCOME RATE. (n=493)



72.6% Knowledge Rate

Data were collected on 502 of Carthage's 691 degree recipients.

*Knowledge Rate = data collected from survey plus secondary data sources

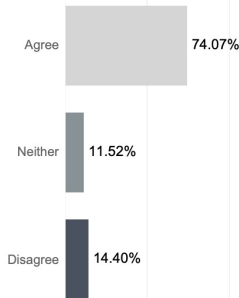
TOP 10 EMPLOYERS:

Kenosha Unified School District	19
Carthage College	9
Ascension	7
Abbott	6
Advocate Aurora Health	6
Amazon	5
Froedtert Hospital	5
Aurora Health Care	4
RHM Staffing Solutions	4
Jockey International, Inc.	3

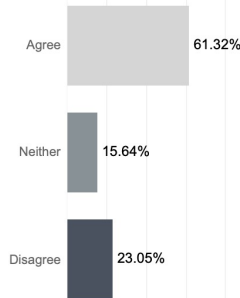
TOP 10 SCHOOLS:

Carthage College	18
University of Wisconsin-Madison	5
Aurora University	3
Loyola University Chicago	2
Marquette University	2
Mount Mary University	2
University of Chicago	2
University of Illinois Chicago	2
Adler University	1
Alfred University	1

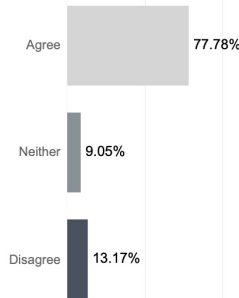
Carthage helped me envision my career options. (n=243)



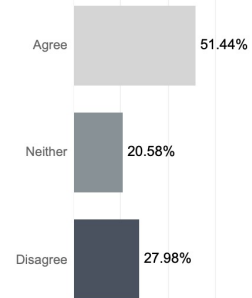
Carthage helped me create a plan for my career. (n=243)



Carthage helped me to understand career opportunities. (n=243)



Carthage helped me to network with employers. (n=243)



CARTHAGE COLLEGE

Responsible Data Use: This report and the related data are for internal use only and should be treated as sensitive data. Please note variations in response rates (also noted as N) when reviewing data by question and exercise additional caution when N/response values are below 5 or lower than the overall response rate.

These reports are the first of their kind to be distributed at Carthage and will continue to be modified to ensure that information is being presented clearly. Contact [The Aspire Center \(aspire@carthage.edu\)](mailto:aspire@carthage.edu) for any questions about this report and responsible data usage.

CLASS OF 2020 | EMPLOYMENT

MAJOR:
All

MINOR:
All

DEGREE LEVEL:
All

DEGREE:
All

ATHLETICS:
All

SPORT:
All

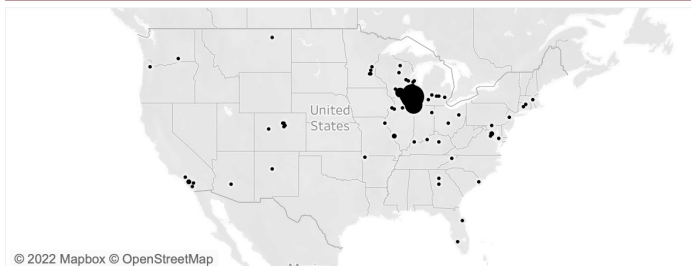
GENDER:
All

ETHNICITY:
All

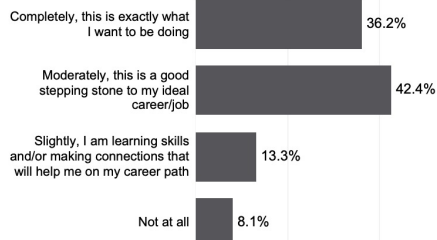
CARTHAGE GRADUATES REPORTED A 98.2% POSITIVE OUTCOME RATE. (n=493)

82.4% OF OUR STUDENTS ARE WORKING AFTER GRADUATING. (n=411)

CURRENT POSITION RELATES TO YOUR CAREER: (n=210)



© 2022 Mapbox © OpenStreetMap

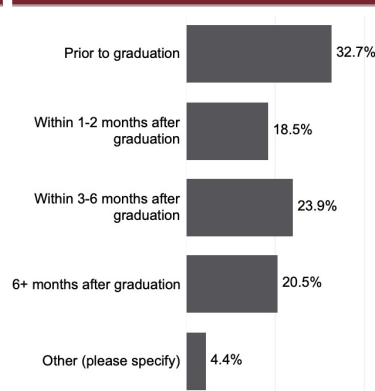
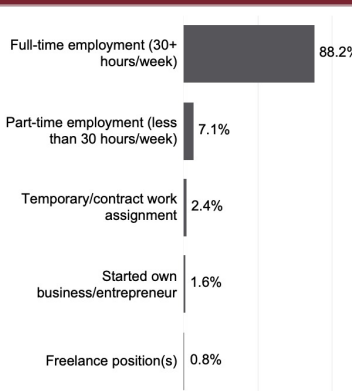


INDUSTRY: (n=199)

EMPLOYMENT CATEGORY: (n=255)

WHEN DID YOU SECURE: (n=205)

Education	21.1%
Healthcare and Medical	20.1%
Business/Finance	7.5%
Customer Service	5.5%
Advertising/Marketing	5.0%
Government/Public Administration	4.5%
Food & Beverage	3.5%
Law Enforcement & Security	3.5%
Sports & Recreation	3.5%
Engineering	3.0%
Insurance Services	2.5%
Accounting	2.0%
Automotive	2.0%
Banking	2.0%
Environment	2.0%
Nonprofit/Philanthropy	2.0%
Arts & Entertainment	1.5%
Pharmaceuticals	1.5%
Research	1.5%



TOP EMPLOYER: (n=399)

TOP JOB TITLE: (n=397)

Kenosha Unified School District
Carthage College
Ascension
Abbott
Advocate Aurora Health
Amazon
Froedtert Hospital
Aurora Health Care
RHM Staffing Solutions
Jockey International, Inc.
Menards
Racine Unified School District
Self Employed
U.S. Bank
AmeriCorps
Best Dedicated Solutions, LLC
Cardinal Health
CarMax
CNH Industrial
Deloitte

Nurse - Registered Nurse	18
Teacher	10
Teacher - Elementary	9
Sales Associate	7
Teacher - Music	7
Financial analyst	5
Accountant	4
Laboratory Technician	4
Server	4
Certified Nursing Assistant	3
Intern	3
Marketing Analyst	3
Teacher - High School Spanish	3
Teacher - Substitute	3
Underwriter	3
Area Manager	2
Athletic Trainer	2
Audit Associate	2
Business Analyst	2
Business Development	2

Average Salary
\$44,808

Received a bonus as part of their compensation package
15.2%



Responsible Data Use: This report and the related data are for internal use only and should be treated as sensitive data. Please note variations in response rates (also noted as N) when reviewing data by question and exercise additional caution when N/response values are below 5 or lower than the overall response rate.

These reports are the first of their kind to be distributed at Carthage and will continue to be modified to ensure that information is being presented clearly. Contact [The Aspire Center \(aspire@carthage.edu\)](mailto:aspire@carthage.edu) for any questions about this report and responsible data usage.

CLASS OF 2020 | REGIONAL IMPACT

MAJOR:
All

MINOR:
All

DEGREE LEVEL:
All

DEGREE:
All

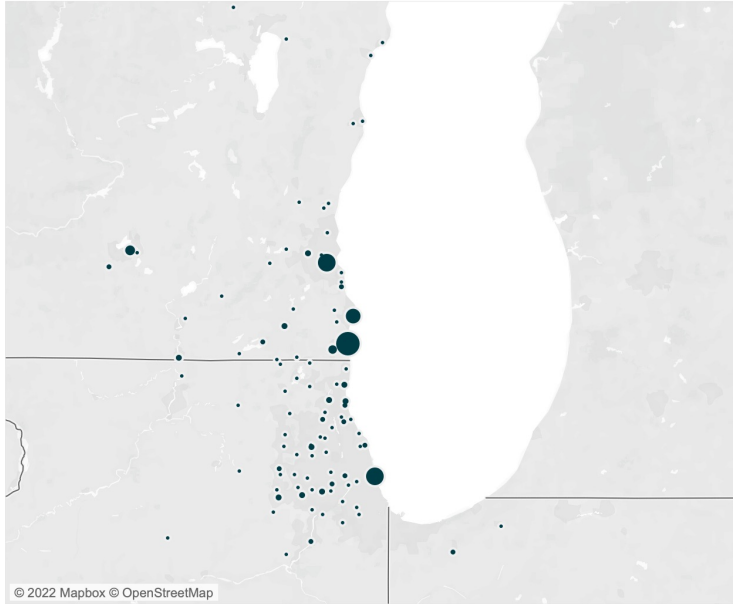
ATHLETICS:
All

SPORT:
All

GENDER:
All

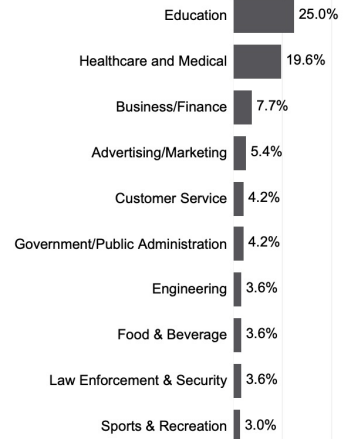
ETHNICITY:
All

81.9% ARE LOCATED IN THE WISCONSIN, ILLINOIS, INDIANA REGIONAL AREA. (n=262)



AVERAGE SALARY
\$44,759

TOP 10 INDUSTRIES:



TOP 10 ORGANIZATIONS:

Kenosha Unified School District	19
Ascension	6
Abbott	5
Advocate Aurora Health	5
Amazon	4
Aurora Health Care	4
Froedtert Hospital	4
Jockey International, Inc.	3
Racine Unified School District	3
Carthage College	2

TOP 10 JOBS:

Nurse - Registered Nurse	16
Teacher	9
Teacher - Elementary	9
Teacher - Music	7
Financial Analyst	4
Accountant	3
Sales Associate	3
Server	3
Teacher - High School Spanish	3
Teacher - Substitute	3



Responsible Data Use: This report and the related data are for internal use only and should be treated as sensitive data. Please note variations in response rates (also noted as N) when reviewing data by question and exercise additional caution when N/response values are below 5 or lower than the overall response rate.

These reports are the first of their kind to be distributed at Carthage and will continue to be modified to ensure that information is being presented clearly. Contact [The Aspire Center \(aspire@carthage.edu\)](mailto:aspire@carthage.edu) for any questions about this report and responsible data usage.

CLASS OF 2020 | CONTINUING EDUCATION

All MAJOR: All MINOR: All DEGREE LEVEL: All DEGREE:
 All ATHLETICS: All SPORT: All GENDER: All ETHNICITY:

CARTHAGE GRADUATES REPORTED A 98.2% POSITIVE OUTCOME RATE. (n=493)

15.4% OF OUR STUDENTS ARE CONTINUING THEIR EDUCATION. (n=77)



60%

WORKING WHILE COMPLETING DEGREE (n=26)

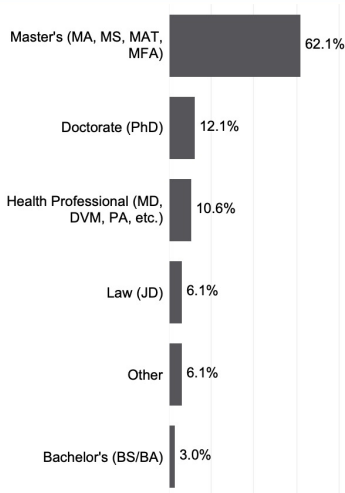
93%

ACCEPTED INTO FIRST CHOICE OR TOP TIER SCHOOL (n=40)

DEGREE PURSUING: (n=66)

TOP INSTITUTIONS: (n=78)

TOP PROGRAMS: (n=75)

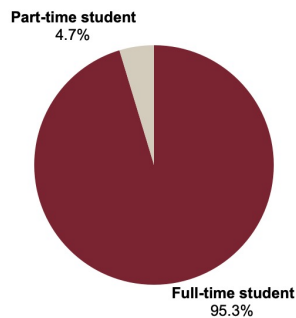
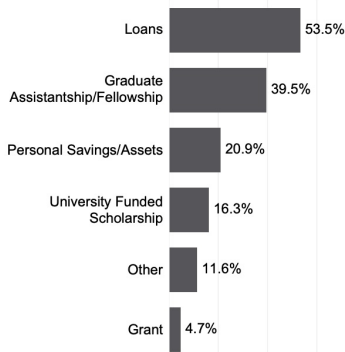


Institution	Count
Carthage College	18
University of Wisconsin-Madison	5
Aurora University	3
Loyola University Chicago	2
Marquette University	2
Mount Mary University	2
University of Chicago	2
University of Illinois Chicago	2
Adler University	1
Alfred University	1
Anglia Ruskin University	1
Anoka Technical College	1
Bemidji State University	1
Boston University	1
Concordia University- Wisconsin	1
Dominican University	1
Florida State University	1
Illinois Institute of Technology	1
Indiana University	1
Lincoln Memorial University	1
Manhattan School of Music	1

Program	Count
Business Design & Innovation	9
Social Work	6
Sport Management	5
Law	4
Clinical Psychology	3
Music	3
Pharmaceutical Science	3
Accelerated Certification for Teachers (ACT)	2
Accountancy	2
Chemistry	2
Design and Innovation	2
English	2
Music Education	2
Nursing	2
Occupational Therapy	2
Physical Therapy	2
Professional Counseling	2
Aerospace Engineering	1
American Studies	1
Applied Behavior Analysis	1
Biomedical Sciences - Immunology	1

FUNDING: (n=43)

STUDENT STATUS: (n=43)



37.7% of survey respondents reported that they intend to continue their education at some point in the future. (n=60)
 (Note: Only students taking the Qualtrics survey answered this question)

35.2% of survey respondents reported that they are not sure if they want to continue their education the future. (n=56)
 (Note: Only students taking the Qualtrics survey answered this question)



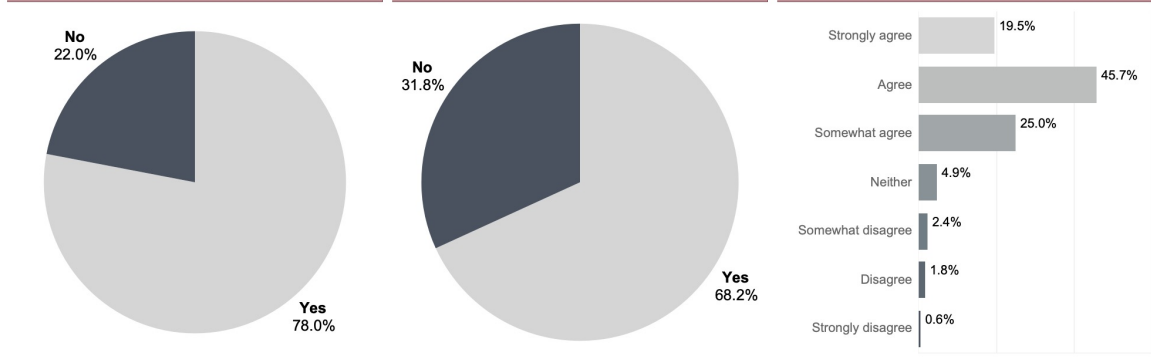
Responsible Data Use: This report and the related data are for internal use only and should be treated as sensitive data. Please note variations in response rates (also noted as N) when reviewing data by question and exercise additional caution when N/response values are below 5 or lower than the overall response rate.

These reports are the first of their kind to be distributed at Carthage and will continue to be modified to ensure that information is being presented clearly. Contact [The Aspire Center \(aspire@carthage.edu\)](mailto:aspire@carthage.edu) for any questions about this report and responsible data usage.

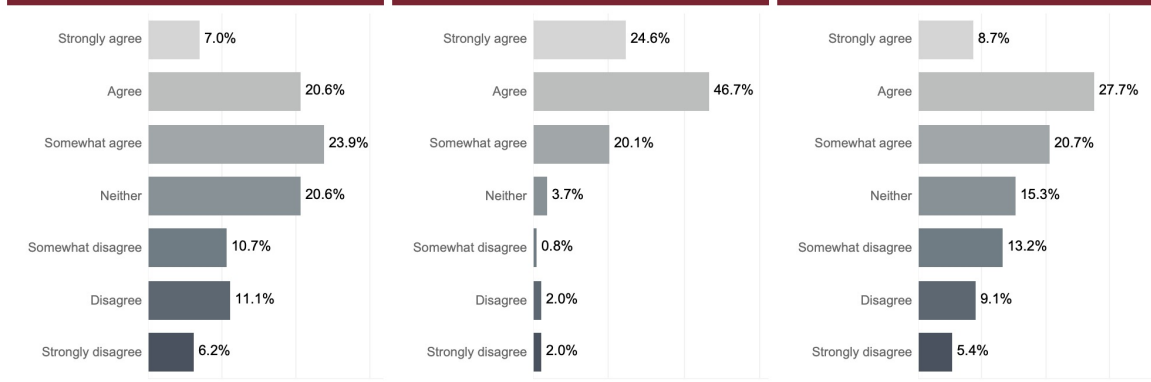
CLASS OF 2020 | NACM

All MAJOR: All MINOR: All DEGREE LEVEL: All DEGREE:
 All GENDER: All SPORT: All ETHNICITY: All ATHLETICS:

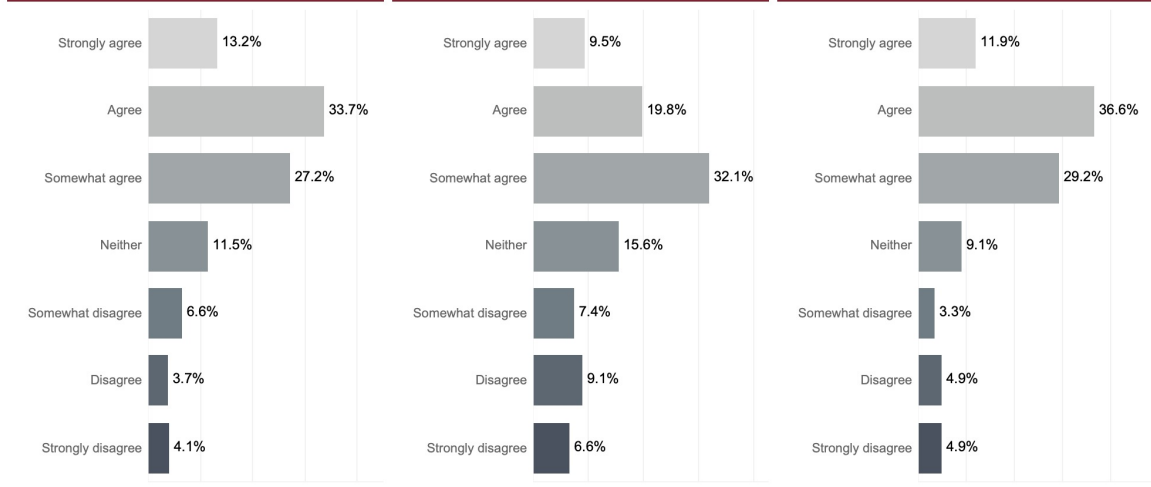
Did you incur debt while earning your degree from Carthage? (n=241) | Did you receive career advice from Carthage? (n=242) | The career advice I received has been helpful. (n=164)



Carthage helped me to network with employers. (n=243) | I am satisfied with my educational experience from Carthage. (n=244) | My degree from Carthage is worth the tuition I paid. (n=242)



Carthage helped me envision my career options. (n=243) | Carthage helped me create a plan for my career. (n=243) | Carthage helped me to understand career opportunities. (n=243)



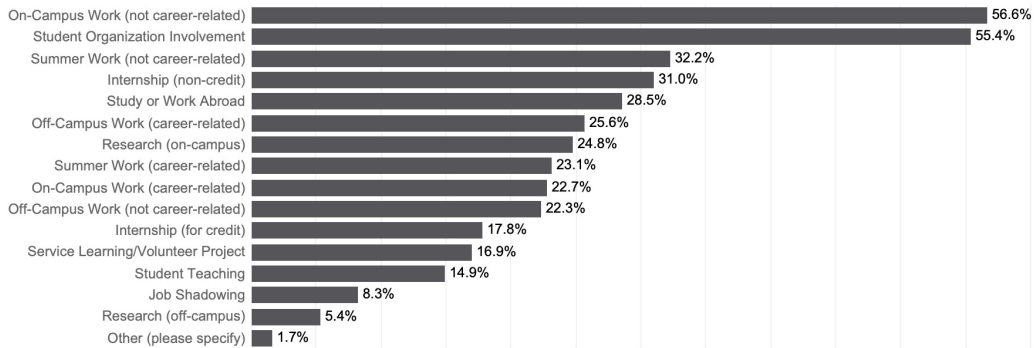
Responsible Data Use: This report and the related data are for internal use only and should be treated as sensitive data. Please note variations in response rates (also noted as N) when reviewing data by question and exercise additional caution when N/response values are below 5 or lower than the overall response rate.

These reports are the first of their kind to be distributed at Carthage and will continue to be modified to ensure that information is being presented clearly. Contact [The Aspire Center \(aspire@carthage.edu\)](mailto:aspire@carthage.edu) for any questions about this report and responsible data usage.

CLASS OF 2020 | EXPERIENTIAL EDUCATION

All	MAJOR:	All	MINOR:	All	DEGREE LEVEL:	All	DEGREE:
All	ATHLETICS:	All	SPORT:	All	GENDER:	All	ETHNICITY:

Students reported participation in the following experiences in college. (n=242)

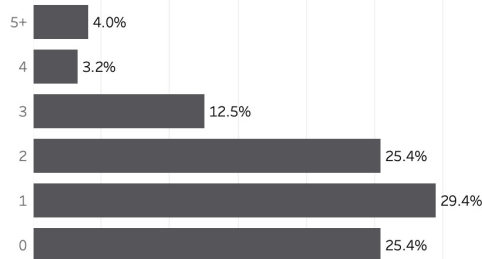


83.2% of survey respondents reported at least 1 career-related experience
 (Career related experiences include: career related work (on or off campus), research (on or off campus), student teaching, job shadowing, internship (paid or unpaid))

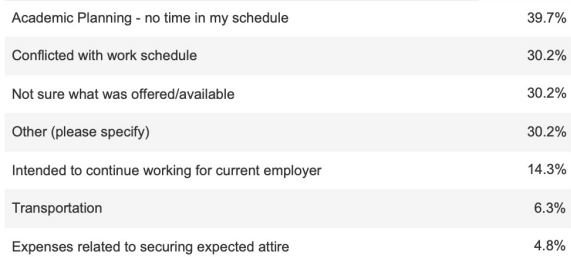
Average Number of Career-Related Experiences by Career Outcome:



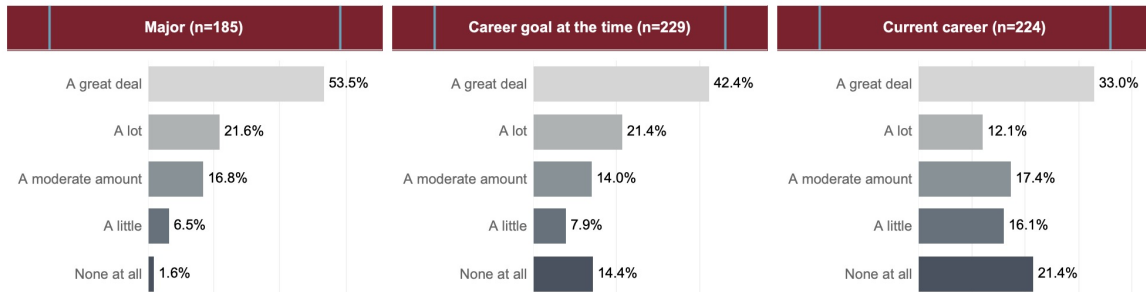
How many internships or other career-related experiences did you complete while earning your degree? (n=185)



Why you did not complete any internships or other career-related experiences while earning your degree. (n=63)



Thinking of your internship(s), how related were they to your...



Responsible Data Use: This report and the related data are for internal use only and should be treated as sensitive data. Please note variations in response rates (also noted as N) when reviewing data by question and exercise additional caution when N/response values are below 5 or lower than the overall response rate.

These reports are the first of their kind to be distributed at Carthage and will continue to be modified to ensure that information is being presented clearly. Contact [The Aspire Center \(aspire@carthage.edu\)](mailto:aspire@carthage.edu) for any questions about this report and responsible data usage.

ADDITIONAL EMPLOYMENT DETAILS

	MAJOR:		MINOR:		DEGREE LEVEL:		DEGREE:
All	All	All	All	All	All	All	All
	ATHLETICS:		SPORT:		GENDER:		ETHNICITY:
All	All	All	All	All	All	All	All

EMPLOYER NAME:	JOB TITLE:
Kenosha Unified School District	Nurse - Registered Nurse
Carthage College	Teacher
Ascension	Teacher - Elementary
Abbott	Sales Associate
Advocate Aurora Health	Teacher - Music
Amazon	Financial analyst
Froedtert Hospital	Accountant
Aurora Health Care	Laboratory Technician
RHM Staffing Solutions	Server
Jockey International, Inc.	Certified Nursing Assistant
Menards	Intern
Racine Unified School District	Marketing Analyst
Self Employed	Teacher - High School Spanish
U.S. Bank	Teacher - Substitute
AmeriCorps	Underwriter
Best Dedicated Solutions, LLC	Area Manager
Cardinal Health	Athletic Trainer
CarMax	Audit Associate
CNH Industrial	Business Analyst
Deloitte	Business Development
Enterprise Rent-A-Car	Carrier Operations
EY	Customer Service
Guaranteed Rate	Digital Marketing Associate
Kane County Teachers Credit Union	Financial Representative
Kohler Co.	Human Resources Associate
Loyola Medicine	Inventory Associate
Northwestern Mutual	Lab Assistant
SC Johnson	Legal Assistant
Snap-On Incorporated	Management Trainee
Target	Nurse
TTI, Inc.	Nurse - Intern
Uline	Owner
Ulta Beauty	Police Officer
Wisconsin Department of Natural Resources	Project Manager
Woodstock Community Unit School District 200	Sales Executive
YMCA	Software Developer
1st Class Security	Software Engineer
365 Retail Markets	Teacher - English
Accept.inc	Teacher - High School English
Acosta	Teacher - Special Education
ActiveCampaign	Tutor
Activision Blizzard	Account Assistant
Acuity Insurance	Account Coordinator
ADI Registry Systems	Account Executive - Engineering
ADM	Account Manager
AdventHealth	Adjudicator
Aerie by American Eagle Outfitters	Administrative & Marketing Coordinator
Aerotek	Administrative Assistant
Aging and Disability Resource Center of Racine County	Airmen First Class
Agricycle Global Inc.	Animal Caretaker
Air National Guard	Assistant Administrator
ALL IN Athletics	Assistant Athletic Director
American College of Surgeons	Assistant Neuroscience Researcher
AMPCO METAL	Assistant Scientist
Associated Bank	Assistant Store Manager (MTL)
Athletico	Assistant to Chairman
Atlas Preparatory Academy	Associate Accounting Analyst
AWeber	Associate Financial Manager (Data Analytics)
Baja Fresh	Associate Manager, Paid Search
Bank of America	Associate Recruiter
Barnes Jewish Hospital	Associate Scientist
Biometric Impressions	Associate Service Support Analyst
Birthing Completeness Outreach, Inc	Associate Site Merchandiser
BKD	Athletic Communications Graduate Assistant
Black Point Estate and Gardens	Audit Staff Accountant
Blessed Savior Catholic School	Avionics Technician
BMO Harris Bank	Bank Teller



Responsible Data Use: This report and the related data are for internal use only and should be treated as sensitive data. Please note variations in response rates (also noted as N) when reviewing data by question and exercise additional caution when N/response values are below 5 or lower than the overall response rate.

These reports are the first of their kind to be distributed at Carthage and will continue to be modified to ensure that information is being presented clearly. Contact [The Aspire Center \(aspire@carthage.edu\)](mailto:aspire@carthage.edu) for any questions about this report and responsible data usage.

ADDITIONAL CONTINUING EDUCATION DETAILS

All	MAJOR:	All	MINOR:	All	DEGREE LEVEL:	All	DEGREE:
All	ATHLETICS:	All	SPORT:	All	GENDER:	All	ETHNICITY:

INSTITUTIONS:

Carthage College	18
University of Wisconsin-Madison	5
Aurora University	3
Loyola University Chicago	2
Marquette University	2
Mount Mary University	2
University of Chicago	2
University of Illinois Chicago	2
Adler University	1
Alfred University	1
Anglia Ruskin University	1
Anoka Technical College	1
Bemidji State University	1
Boston University	1
Concordia University- Wisconsin	1
Dominican University	1
Florida State University	1
Illinois Institute of Technology	1
Indiana University	1
Lincoln Memorial Univeristy	1
Manhattan School of Music	1
Mayo Clinic	1
Medical College of Wisconsin	1
Midwestern University	1
National Louis University	1
North Central College	1
Northern Illinois University	1
Northwestern Medicine School of Radiation Th..	1
Northwestern University	1
Palmer College of Chiropractic	1
Richard Gilder Graduate School - American M..	1
Roosevelt University	1
Rosalind Franklin University of Science and M..	1
Ross University	1
Southern Illinois University Carbondale	1
Spalding University	1
St. John's College of Nursing	1
University of Colorado Boulder	1
University of Indianapolis	1
University of Maryland-Baltimore County	1
University of Miami	1
University of South Florida	1
University of Texas at San Antonio	1
University of Utah	1
University of Washington	1
University of Wisconsin-Milwaukee	1
Walden University	1
Washington University	1
Western Michigan University	1
Word of Life (Palabra de Vida) Mexico	1

PROGRAMS

Business Design & Innovation	9
Social Work	6
Sport Management	5
Law	4
Clinical Psychology	3
Music	3
Pharmaceutical Science	3
Accelerated Certification for Teachers (ACT)	2
Accountancy	2
Chemistry	2
Design and Innovation	2
English	2
Music Education	2
Nursing	2
Occupational Therapy	2
Physical Therapy	2
Professional Counseling	2
Aerospace Engineering	1
American Studies	1
Applied Behavior Analysis	1
Biomedical Sciences - Immunology	1
Business Nonprofit and Leadership	1
Business Sports Management	1
Clinical Mental Health Counseling	1
Comparative Biology	1
Computer Science	1
Criminology	1
Dental Medicine	1
Divinity	1
Education	1
Graduate Licensure	1
Judicial Reporting	1
Library and Information Science	1
Marriage, Couple, and Family Counseling	1
Neuroscience	1
Physician Assistant Studies	1
Radiation Therapy Program	1
Student Development	1
Veterinary Medicine	1



Responsible Data Use: This report and the related data are for internal use only and should be treated as sensitive data. Please note variations in response rates (also noted as N) when reviewing data by question and exercise additional caution when N/response values are below 5 or lower than the overall response rate.

These reports are the first of their kind to be distributed at Carthage and will continue to be modified to ensure that information is being presented clearly. Contact [The Aspire Center \(aspire@carthage.edu\)](mailto:aspire@carthage.edu) for any questions about this report and responsible data usage.

ADDITIONAL EXPERIENCES DETAILS

All	MAJOR:	All	MINOR:	All	DEGREE LEVEL:	All	DEGREE:
All	ATHLETICS:	All	SPORT:	All	GENDER:	All	ETHNICITY:

Students identified the following on- and off-campus experiential learning opportunities completed before graduation, such as student organizations, part-time jobs, internships, and research sites.

Carthage College	9
Froedtert South	4
Ascension	3
Habitat for Humanity	3
Kenosha Unified School District	3
Student Government	3
Advocate Aurora	2
Alpha Phi Omega	2
Carthage College Biology Department	2
Curtis Strange Elementary	2
Impact Networking	2
Jockey International	2
Marquette University	2
Racine Unified School District	2
Student Teaching	2
U.S. Bank	2
YMCA	2
4H	1
a public school in the Dominican Republic	1
ACCO Brands	1
ACES	1
Adamah clay studios	1
Advocate Aurora Hospital - Kenosha	1
Alpha Chi Omega	1
ALSAC/St. Jude Children's Research Hospital	1
Alumni Relations	1
American Junior Year	1
Andersen Windows	1
Aoyama Gakuin University Chat Room	1
Aoyama University	1
Ascension All Saints	1
Assistant for Brandon Rook PR Manager	1
Associated Equipment Distributors	1
Aurora Health Care	1
Autism Awareness Association	1
Azura memory care	1
Ball Aerospace	1
Biology Department	1
BKD	1
Boys & Girls Club of Kenosha	1
Brandeis University	1
Brandon, FL	1
Brookfield, WI	1
Budget Golf	1
Bullen Middle School	1
Business Fellow	1
Camp Counselor	1
Campus Election Engagement Project	1
Caravel Autism Health	1
Career Coaches of Wisconsin	1
Caring solutions LLC	1
Carthage	1
Carthage Activities Board	1
Carthage Admissions	1
Carthage Arts Academy	1
Carthage Athletic Communications Department	1
Carthage Athletics	1
Carthage College (Tutoring)	1
Carthage College Admissions	1
Carthage College Admissions Office	1



Responsible Data Use: This report and the related data are for internal use only and should be treated as sensitive data. Please note variations in response rates (also noted as N) when reviewing data by question and exercise additional caution when N/response values are below 5 or lower than the overall response rate.

These reports are the first of their kind to be distributed at Carthage and will continue to be modified to ensure that information is being presented clearly. Contact [The Aspire Center \(aspire@carthage.edu\)](mailto:aspire@carthage.edu) for any questions about this report and responsible data usage.

CLASS OF 2020 | KNOWLEDGE RATE BREAKDOWN

MAJOR:
All

MINOR:
All

DEGREE LEVEL:
All

DEGREE:
All

ATHLETICS:
All

SPORT:
All

GENDER:
All

ETHNICITY:
All

72.6% Knowledge Rate

Data were collected on 502 of Carthage's 691 degree recipients.

*Knowledge Rate = data collected from survey plus secondary data sources

Carthage Data

0.4% Knowledge Rate
(n=2)

Communications and Marketing Pre-Graduation Feature Stories

1.4% Knowledge Rate
(n=7)

Faculty/ Staff Knowledge

2.4% Knowledge Rate
(n=12)

Grad Gear-Up

11.4% Knowledge Rate
(n=57)

Institutional Research

0.2% Knowledge Rate
(n=1)

IPEDS

0.8% Knowledge Rate
(n=4)

LinkedIn

29.3% Knowledge Rate
(n=146)

Qualtrics

54.7% Knowledge Rate
(n=273)



CARTHAGE
COLLEGE

Responsible Data Use: This report and the related data are for internal use only and should be treated as sensitive data. Please note variations in response rates (also noted as N) when reviewing data by question and exercise additional caution when N/response values are below 5 or lower than the overall response rate.

These reports are the first of their kind to be distributed at Carthage and will continue to be modified to ensure that information is being presented clearly. Contact [The Aspire Center \(aspire@carthage.edu\)](mailto:aspire@carthage.edu) for any questions about this report and responsible data usage.