

2021-22 GRADUATION AND RETENTION DATA



GRADUATES 21-22

DEGREES AWARDED

55 Masters
578 Undergraduate

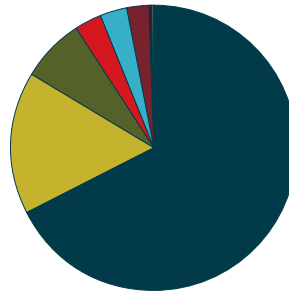
HONORS
102 Cum Laude
cumulative GPA 3.5-3.69
119 Magna Cum Laude
cumulative GPA 3.7-3.89
76 Summa Cum Laude
cumulative GPA 3.9+

GRADUATE DEMOGRAPHICS

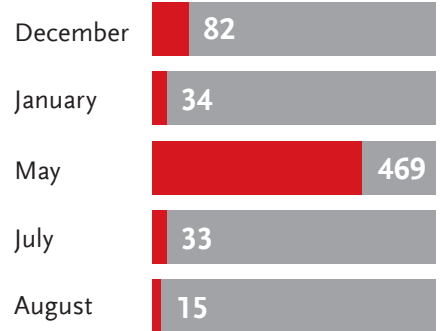
59% Female
41% Male

ETHNICITY

68% White
16% Hispanic
7% Black
3% Multiple
3% Asian
2% Unknown
<1% American Indian/
Alaskan Native
<1% Native Asian/Pacific
Islander



DEGREES GRANTED



TOP MAJORS

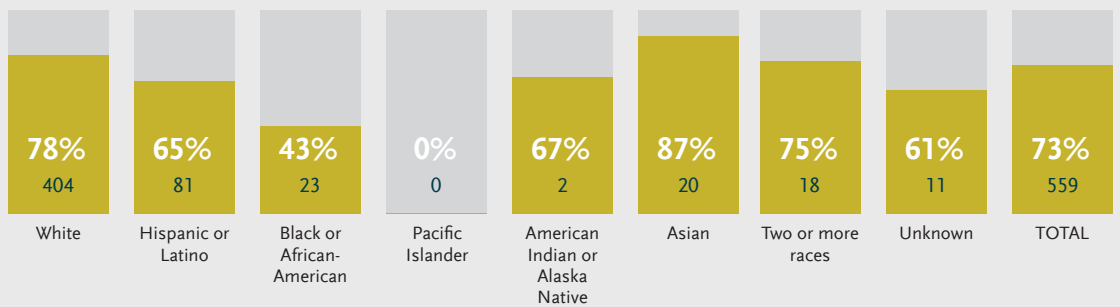
- Marketing
- Management
- Nursing
- Psychology
- Biology/Criminal Justice

YEAR-TO-YEAR RETENTION
FALL '21 TO FALL '22

2021 Cohort

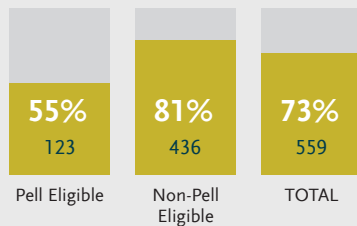
NUMBER OF FIRST-TIME FRESHMAN

ETHNICITY

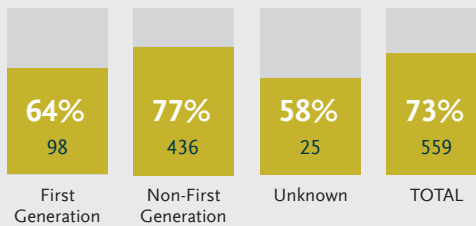


PELL-ELIGIBLE

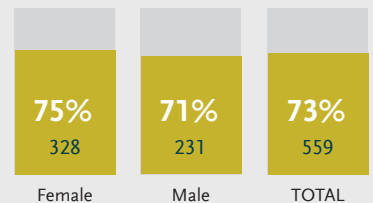
NUMBER OF STUDENTS



FIRST GENERATION



GENDER



Data Source: Oct. 15 census data