

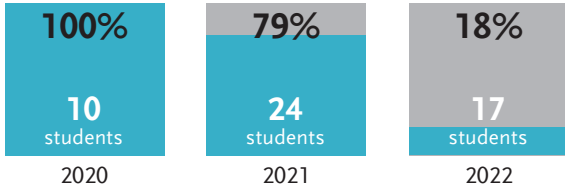
# GRADUATION RATES FOR MASTER'S PROGRAMS



## MASTER OF MUSIC

LENGTH: 10-month curriculum

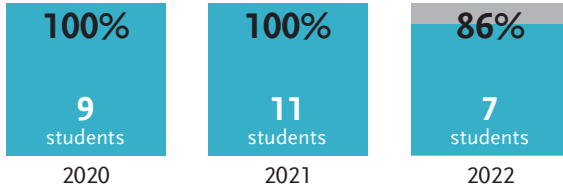
### GRADUATION RATE



## MASTER OF SPORTS MANAGEMENT

LENGTH: 10-month curriculum

### GRADUATION RATE

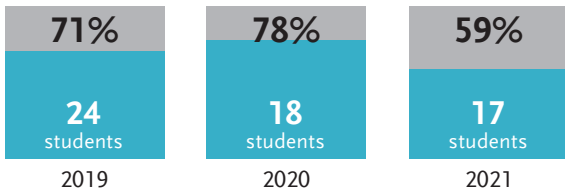


## MASTER OF EDUCATION

LENGTH: Varies (Average time to completion: 2 years)

AVERAGE FIRST YEAR RETENTION RATE: 71%

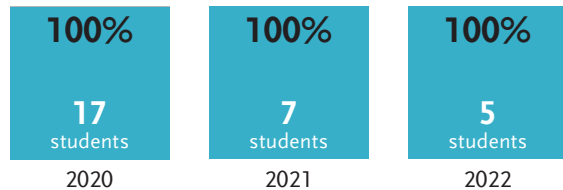
### GRADUATION RATE



## MASTER OF SCIENCE IN BUSINESS — DESIGN AND INNOVATION

LENGTH: 10-month curriculum

### GRADUATION RATE

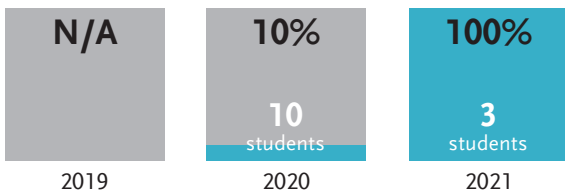


## ACCELERATED CERTIFICATION FOR TEACHERS TO MASTER OF EDUCATION:

LENGTH: Varies (Average time to completion: 3.4 years)

AVERAGE FIRST YEAR RETENTION RATE: 98%

### GRADUATION RATE



**Exclusions:** Excludes ACT certificate program.

**Methodology:** All initial populations are pulled from the October 15 census with the exception of ACT to MED students whose incoming student cohort begins in the summer.

First year retention for programs exceeding a year is calculated by taking the number of students returning in Carthage's program the next year with one or more credits and dividing that number by the initial number of students in that year's cohort. Retention activity for all years are then averaged.

Graduation rates are calculated by taking the number of students with a graduate degree conferral from Carthage College and dividing that number by the initial number of students within that year's cohort.

Data Source: Oct. 15 census

# GRADUATION RATES FOR MASTER PROGRAMS



## MASTER OF MUSIC

LENGTH: 10 month curriculum


### GRADUATION RATE



## MASTER OF DESIGN AND INNOVATION

LENGTH: 10 month curriculum

### GRADUATION RATE



## MASTER OF EDUCATION

LENGTH: Varies (Average Time to Completion: 2 years)

### GRADUATION RATE



*Note: MED students may be admitted in terms other than Fall; however Fall is the most common entry point.*

## ACCELERATED CERTIFICATION FOR TEACHERS TO MASTERS OF EDUCATION:

LENGTH: Varies (Average Time to Completion: 3 years)

### GRADUATION RATE



Data Source: Oct. 15 census