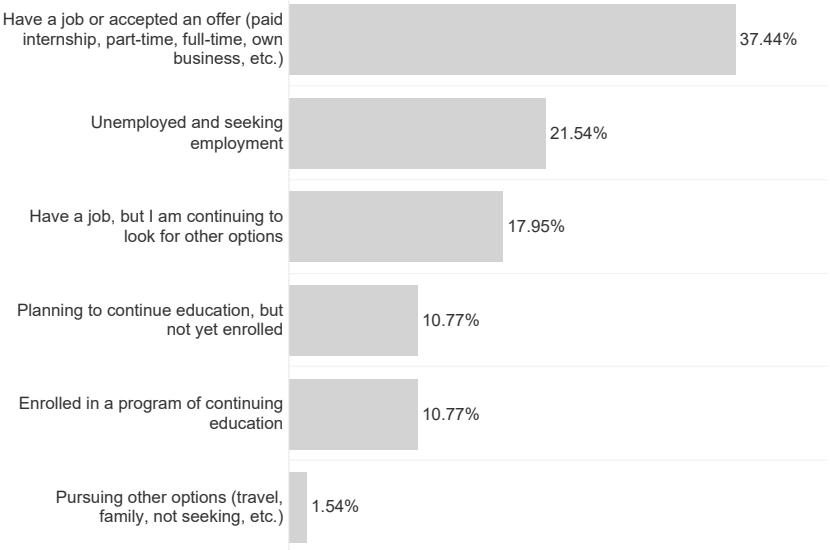


Class of 2022 | Next Destination Overview

Survey Year
2022

Carthage graduates reported a 68.02% positive outcome rate for the class of 2022.

Major
Multiple values



30.31% Knowledge Rate

Data were collected on 197 of Carthage's 650 degree recipients in the class of 2022.

Top 10 Employers	
Froedtert South	5
TTI	4

Top 10 Graduate Schools	
Carthage College	5

(click here for full list)

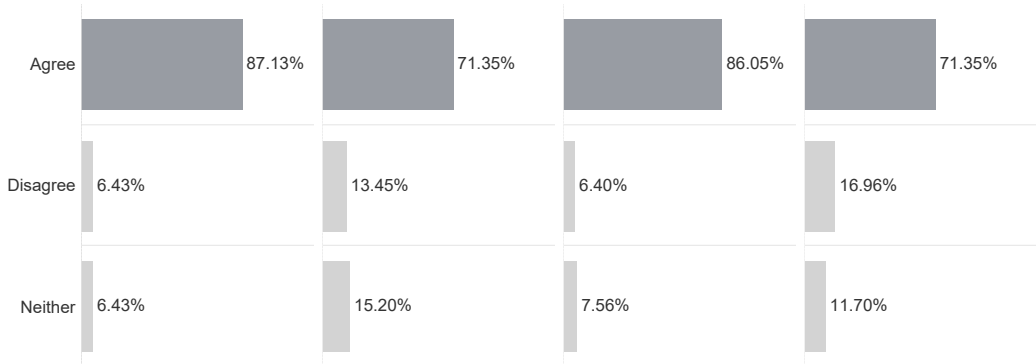
(click here for full list)

Carthage helped me envision my career options.

Carthage helped me create a plan for my career.

Carthage helped me to understand career opportunities.

Carthage helped me to network with employers.



Responsible Data Use: This report and the related data are for internal use only and should be treated as sensitive data. Please note variations in response rates when reviewing data by question and exercise additional caution when N/response values are below 3 or lower than the overall response rate.

These reports are the first of their kind to be distributed at Carthage and will continue to be modified to ensure that information is being presented clearly. Contact The Aspire Center (aspire@carthage.edu) for any questions about this report and responsible data usage.

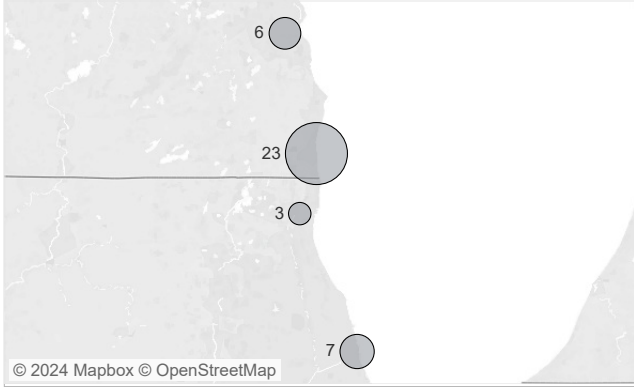
Class of 2022 | Employment

Survey Year
2022

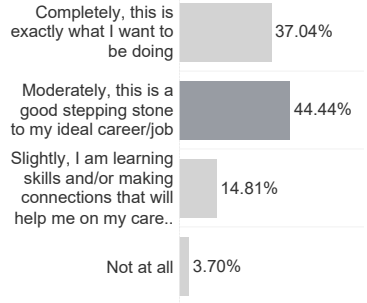
Carthage graduates reported a 68.02% positive outcome rate for the class of 2022.

Major
Multiple values

57.36% of our students are working after graduation.



Current position relates to your career.



Industry	Percentage
Healthcare and Medical	39.66%
Business/Finance	20.69%
Education	13.79%
Customer Service	10.34%
Sports & Recreation	8.62%
Accounting	6.90%

Employment Category	Percentage	When Did You Secure	Percentage
Full-time employment (30+ hours/week)	74.53%	Prior to graduation	91.75%
Part-time employment (less than 30 hours/week)	21.70%	Within 1-2 months after graduation	5.15%
Postgraduate internship or fellowship	3.77%	Other	3.09%

Top Employer		Top Job Title	
Froedtert South	5	Registered Nurse	12
TTI	4		

(click here for full list)

Average Salary: \$52,615.30

27.78% of students received a bonus as part of their compensation package.



Responsible Data Use: This report and the related data are for internal use only and should be treated as sensitive data. Please note variations in response rates when reviewing data by question and exercise additional caution when N/response values are below 3 or lower than the overall response rate.

These reports are the first of their kind to be distributed at Carthage and will continue to be modified to ensure that information is being presented clearly. Contact The Aspire Center (aspire@carthage.edu) for any questions about this report and responsible data usage.

Class of 2022 | Regional Impact

Survey Year
2022

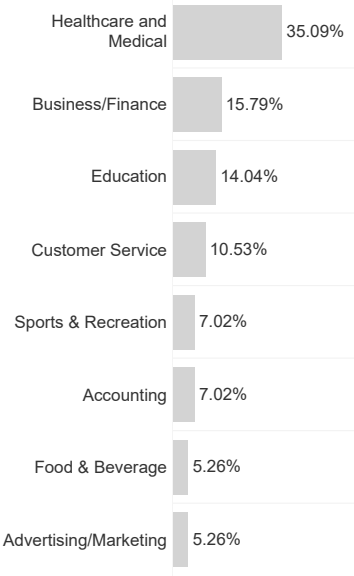
89.58% of graduates are working in the Wisconsin, Illinois, Indiana regional area.

Major
Multiple values



Average Salary
\$52,593.30

Top 10 Industries



Top 10 Organizations	
Froedtert South	5
TTI	3

Top 10 Jobs	
Registered Nurse	11

[\(click here for full list\)](#)



Responsible Data Use: This report and the related data are for internal use only and should be treated as sensitive data. Please note variations in response rates when reviewing data by question and exercise additional caution when N/response values are below 3 or lower than the overall response rate.

These reports are the first of their kind to be distributed at Carthage and will continue to be modified to ensure that information is being presented clearly. Contact The Aspire Center (aspire@carthage.edu) for any questions about this report and responsible data usage.

Class of 2022 | Continuing Education

Survey Year
2022

Carthage graduates reported a 68.02% positive outcome rate for the class of 2022.

Major
Multiple values

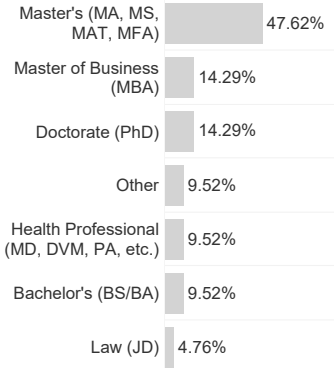
10.66% of our students are continuing their education.



83.25% of students are working while completing degree.

36.00% of students were accepted into their first choice or top tier school.

Degree Pursuing



Top Institutions

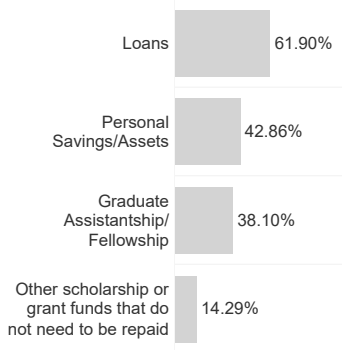
Carthage College	5
------------------	---

Top Programs

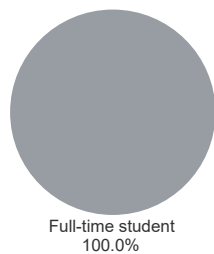
--	--

[\(click here for full list\)](#)

Funding



Student Status



20.30% of survey respondents reported that they intend to continue their education at some point in the future.

21.83% of survey respondents reported that they are not sure if they want to continue their education in the future.



Responsible Data Use: This report and the related data are for internal use only and should be treated as sensitive data. Please note variations in response rates when reviewing data by question and exercise additional caution when N/response values are below 3 or lower than the overall response rate.

These reports are the first of their kind to be distributed at Carthage and will continue to be modified to ensure that information is being presented clearly. Contact The Aspire Center (aspire@carthage.edu) for any questions about this report and responsible data usage.

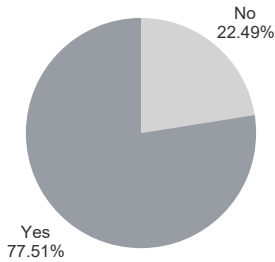
Class of 2022 | NACM

Survey Year
2022

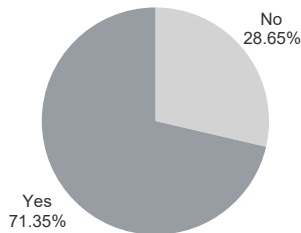
National Alumni Career Mobility Questions from the Career Leadership Collective

Major
Multiple values

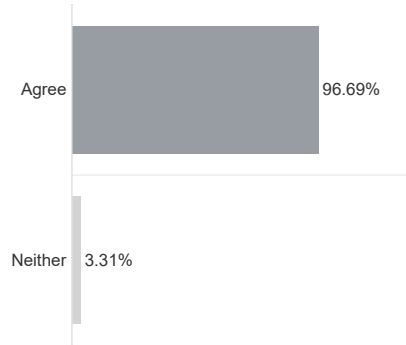
Did you incur debt while earning your degree from Carthage?



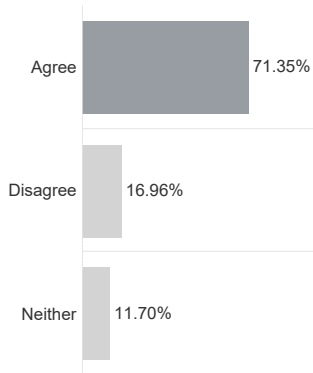
Did you receive career advice from Carthage?



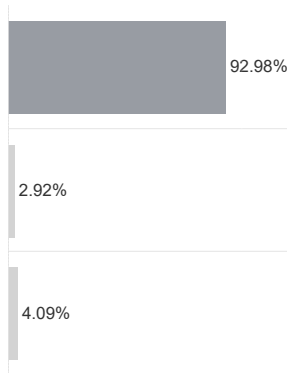
The career advice I received has been helpful.



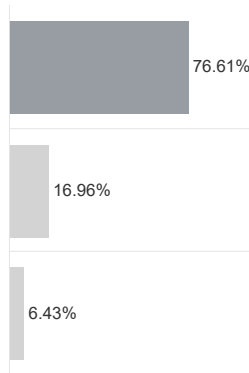
Carthage helped me to network with employers.



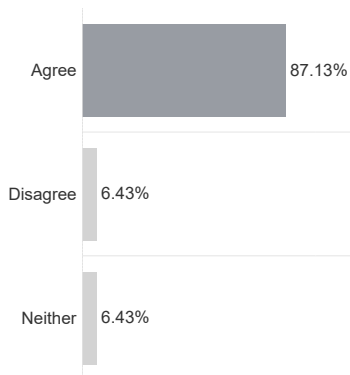
I am satisfied with my educational experience from Carthage.



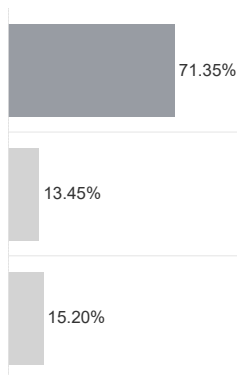
My degree from Carthage is worth the tuition I paid.



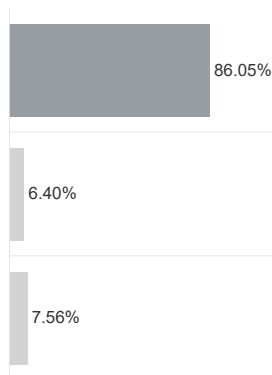
Carthage helped me envision my career options.



Carthage helped me create a plan for my career.



Carthage helped me to understand career opportunities.



Responsible Data Use: This report and the related data are for internal use only and should be treated as sensitive data. Please note variations in response rates when reviewing data by question and exercise additional caution when N/response values are below 3 or lower than the overall response rate.

These reports are the first of their kind to be distributed at Carthage and will continue to be modified to ensure that information is being presented clearly. Contact The Aspire Center (aspire@carthage.edu) for any questions about this report and responsible data usage.

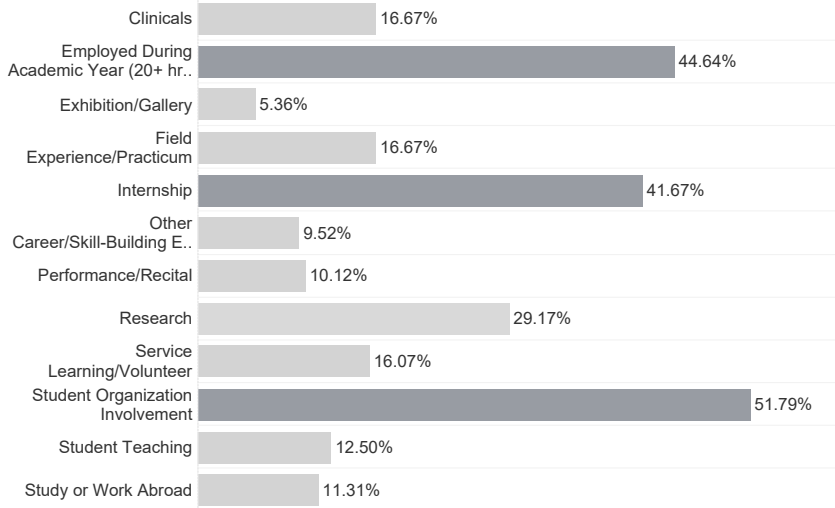
Class of 2022 | Experiential Education

Survey Year
2022

Career related experiences include career related work (on or off campus), research (on or off campus), student teaching, job shadowing, internship (paid or unpaid).

Major
Multiple values

Students reported participation in the following experiences in college.

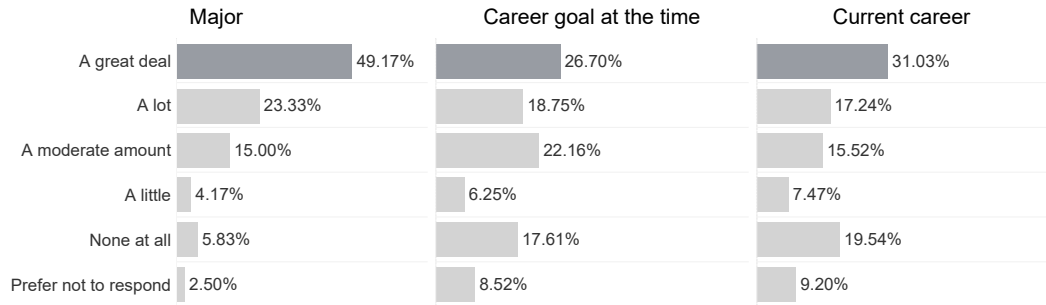


Carthage graduates participated in an average of 3.04 career-related experiences.

61.93% of survey respondents reported at least 1 career-related experience.

Why did you not complete any internships or other career-related experiences while earning your degree?	
No time in my schedule	53.45%
Not sure what was offered/available	34.48%
No available experiences related to career goals in my preferred geographic area	15.52%
Other reason	13.79%
Available positions did not meet personal needs	13.79%
Available experiences were unpaid/insufficiently paid	13.79%
Lack of transportation/transportation costs	12.07%
Intended to continue working for an organization already employing me	6.90%
Family expectations	5.17%
Expenses related to securing expected attire	3.45%

Thinking of your internship(s), how related were they to your...



Responsible Data Use: This report and the related data are for internal use only and should be treated as sensitive data. Please note variations in response rates when reviewing data by question and exercise additional caution when N/response values are below 3 or lower than the overall response rate.

These reports are the first of their kind to be distributed at Carthage and will continue to be modified to ensure that information is being presented clearly. Contact The Aspire Center (aspire@carthage.edu) for any questions about this report and responsible data usage.

Class of 2022 | Additional Experiences Details

Survey Year
2022

Major
Multiple values

Students identified the following on- and off-campus experiential learning opportunities completed before graduation, such as student organizations, part-time jobs, internships, and research sites.



Responsible Data Use: This report and the related data are for internal use only and should be treated as sensitive data. Please note variations in response rates when reviewing data by question and exercise additional caution when N/response values are below 3 or lower than the overall response rate.

These reports are the first of their kind to be distributed at Carthage and will continue to be modified to ensure that information is being presented clearly. Contact The Aspire Center (aspire@carthage.edu) for any questions about this report and responsible data usage.

Methodology: All populations include graduating seniors immediately prior to graduation and six months after graduation using a survey designed with the Qualtrics platform. Survey data is analyzed by Carthage staff members from The Aspire Center. The knowledge rate is determined by the number of students who complete the survey divided by the total number of matriculated undergraduate students during the academic year. The positive outcome rate is defined as students who report being employed, attending graduate school, entering the military, or serving in a full-time role with a non-profit organization.